


RoHS **REACH** **208 Series Lead-Free 2AG, Fast-Acting Fuse**



Description

Littelfuse 208 Series 2AG 350V fast-acting fuses are available in cartridge form or with axial leads. This series provides the same performance characteristics as its 3AG counterpart, while occupying one-third the space. Sleeved fuses are available.

Features

- In accordance with Underwriter's Laboratories Standard UL 248-14
- Fuses are boardwashable in most solvents
- Available in cartridge and axial lead form and with various lead forming dimensions
- RoHS compliant and lead free

Agency Approvals

Agency	Agency File Number	Ampere Range
	E10480	125mA - 1A
	NBK200405-E10480 C/D NBK060405-E10480 E/F	1A - 5A 6A - 10A
		125mA - 10A

Applications

- Electronic Lighting Ballasts

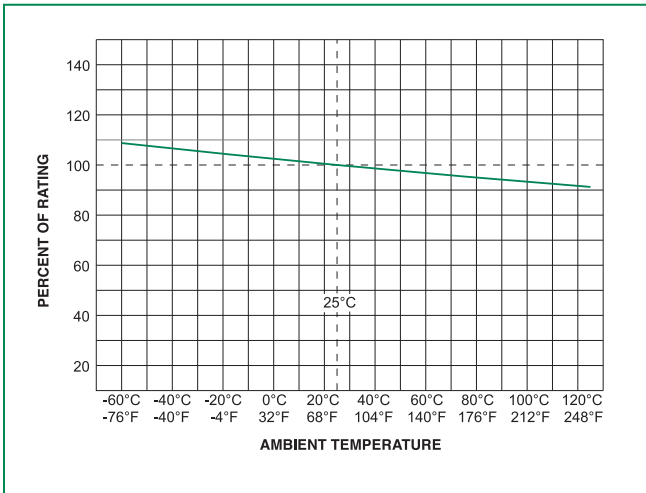
Electrical Characteristics for Series

% of Ampere Rating	Opening Time
100%	4 hours, Minimum
135%	1 hour, Maximum
200%	1 sec., Maximum

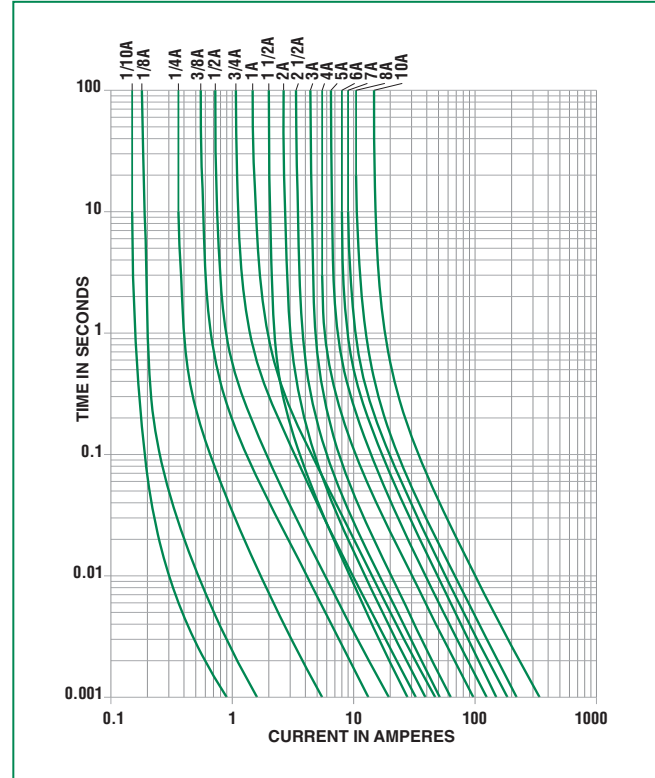
Electrical Characteristic Specifications by Item

Amp Code	Amp Rating	Voltage Rating	Interrupting Rating	Nominal Cold Resistance (Ohms)	Nominal Melting I ² t (A ² sec)	Nom Voltage Drop (mV)	Nom Power Dissipation (W)	Agency Approvals		
.125	0.125	350	100A @ 350V AC	3.900	0.00286	N/A	N/A	x		x
.250	0.250	350		1.150	0.0300	N/A	N/A	x		x
.375	0.375	350		0.395	0.171	N/A	N/A	x		x
.500	0.500	350		0.265	0.365	N/A	N/A	x		x
.750	0.750	350		0.152	1.050	N/A	N/A	x		x
001	1.0	350		0.103	2.220	N/A	N/A	x	x	x
01.5	1.5	350		0.0712	0.800	N/A	N/A	x	x	x
002	2.0	350		0.0497	1.50	N/A	N/A	x	x	x
02.5	2.5	350		0.0372	2.68	N/A	N/A	x	x	x
003	3.0	350		0.0317	4.62	N/A	N/A	x	x	x
03.5	3.5	350		0.0265	6.70	N/A	N/A	x	x	x
004	4	350		0.0240	9.40	N/A	N/A	x	x	x
005	5	350		0.0186	17.00	N/A	N/A	x	x	x
006	6	350		0.0154	22.10	N/A	N/A	x	x	x
007	7	350		0.0130	40	N/A	N/A	x	x	x
008	8	350		0.0107	56	N/A	N/A	x	x	x
010	10	350	0.0075	116	N/A	N/A	x	x	x	

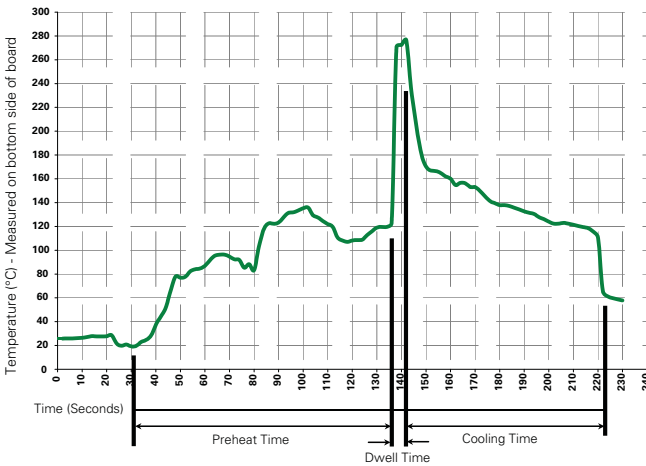
Temperature Derating Curve



Average Time Current Curves



Soldering Parameters - Wave Soldering



Recommended Process Parameters:

Wave Parameter	Lead-Free Recommendation
Preheat: (Depends on Flux Activation Temperature)	(Typical Industry Recommendation)
Temperature Minimum:	100° C
Temperature Maximum:	150° C
Preheat Time:	60-180 seconds
Solder Pot Temperature:	280° C Maximum
Solder Dwell Time:	2-5 seconds

Recommended Hand-Solder Parameters:

Solder Iron Temperature: 350° C +/- 5° C
 Heating Time: 5 seconds max.

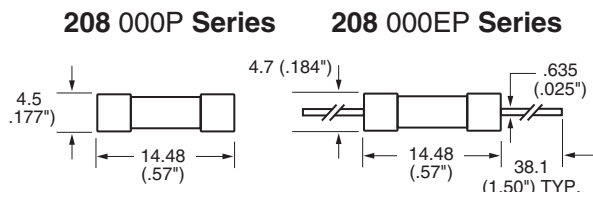
Note: These devices are not recommended for IR or Convection Reflow process.

Product Characteristics

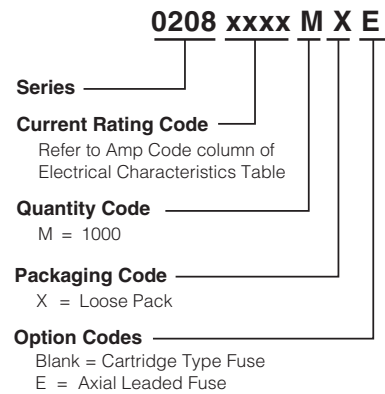
Materials	Body : Glass Cap : Nickel Plated Brass Leads: Tin Plated Copper
Terminal Strength	MIL-STD-202G Method 211A, Test Condition A
Solderability	Reference IEC60127 Second Edition 2003-01 Annex A
Product Marking	Cap1 : Brand logo, current and voltage ratings Cap2 : Series and agency approval marks

Operating Temperature:	-55°C to 125°C.
Terminal Shock:	MIL-STD-202G, Method 107G, Test Condition B (5 Cycles -65°C to +125°C).
Vibration	MIL-STD-202G, Method 201A
Humidity	MIL-STD-202G Method 103B, Test condition A: High relative humidity (95%) and elevated temperature (40°C) for 240 hours
Salt Spray	MIL-STD-202G Method 101D, Test Condition B

Dimensions



Part Numbering System



Packaging

Packaging Option	Quantity	Lead Type	Quantity & Option Code
208 Series			
Bulk	1000	Cartridge	MX
Bulk	1000	Axial Leads	MXE